



# ES26-12

## SPECIFICATIONS

**Nominal Voltage (V)** 12V

### Nominal Capacity

20 hour rate ( 1.3A to 10.50V )	26Ah
10 hour rate ( 2.47A to 10.50V )	24.7Ah
5 hour rate ( 4.42A to 10.20V )	22.1Ah
1C ( 26A to 9.60V )	14.73Ah
3C ( 78A to 9.60V )	10.4Ah

**Weight** Approx. 20.46Lbs. (9.3kg)

**Internal Resistance (at 1KHz)** Approx. 9.5 mΩ

**Maximum Discharge Current for 5 seconds :** 390A

### Operating Temperature Range

Charge	-15°C ( 5°F ) to 40°C (104°F )
Discharge	-15°C ( 5°F ) to 50°C (122°F )
Storage	-15°C ( 5°F ) to 40°C (104°F )

### Charge Retention (shelf life) at 20°C ( 68°F )

1 month	92%
3 months	90%
6 months	80%

### Charging Methods at 25°C ( 77°F )

**Cycle Use :** Charging Voltage 14.4 to 15.0V  
 Maximum Charging Current : 7.8A  
 Coefficient -5.0mv / °C / cell

**Standby Use :** Float Charging Voltage 13.50 to 13.80V  
 Coefficient -3.0mv / °C / cell

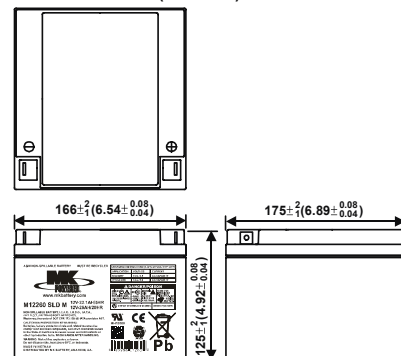
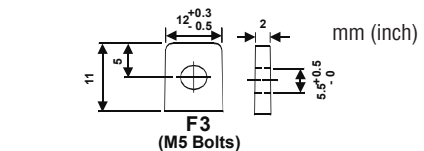
**Case Material :** ABS  
 (Option : UL94 HB Flame Retardant Case Material)

**Terminal :** F3

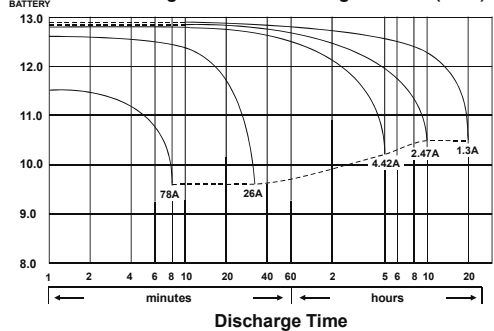
## Maintenance-Free Rechargeable Sealed Lead-Acid Battery



## DIMENSIONS



(V) FOR 12V BATTERY Discharge Time VS. Discharge Current (25°C)



## MK Battery

1631 South Sinclair Street • Anaheim, California 92806

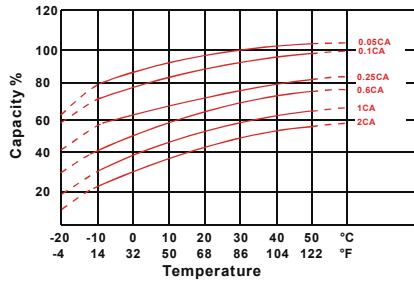
Toll Free: 800-372-9253 • Fax: 714-937-0818 • E-mail: sales@mkbattery.com



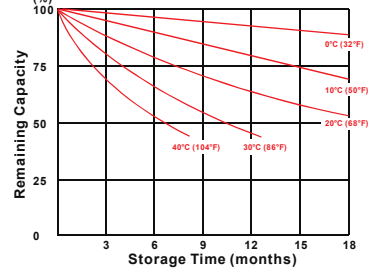


# ES26-12

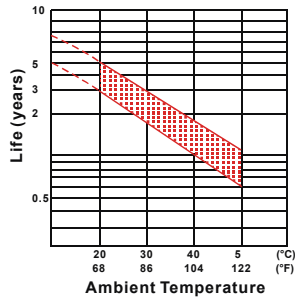
Effect of Temperature on Capacity 25°C (77°F)



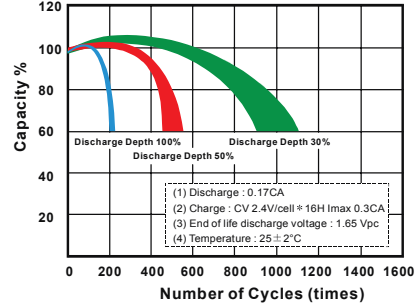
Capacity Retention Characteristic



Trickle (or float) Service Life



Cycle Service Life



## - PERFORMANCE DATA

Discharge Rates in Watts to Various End Voltages at 25°C (77°F)

Time	End Voltage	1.85V	1.80V	1.75V	1.70V	1.67V	1.65V	1.60V
5	min	147	161	173	185	191	196	208
10	min	108	114	119	125	128	131	135
15	min	78.7	84.0	88.2	92.2	94.2	96.0	99.5
30	min	42.3	45.3	47.2	48.7	49.5	50.3	51.3
60	min	30.2	31.7	32.4	32.8	33.2	33.5	33.8
120	min	19.2	19.8	20.2	20.7	20.8	21.0	21.2
180	min	12.8	13.2	13.4	13.6	13.6	13.7	13.8
240	min	10.3	10.5	10.7	10.8	10.9	10.9	11.0
300	min	8.75	8.90	8.98	9.07	9.10	9.15	9.37
600	min	5.42	5.52	5.58	5.66	5.68	5.72	5.75
1200	min	2.62	2.69	2.74	2.78	2.80	2.82	2.83

- Discharge Rates in Amperes to Various End Voltages at 25°C (77°F)

Time	End Voltage	1.85V	1.80V	1.75V	1.70V	1.67V	1.65V	1.60V
5	min	78.9	92.9	103	109	111	113	115
10	min	55.6	62.1	64.2	68.2	70.4	72.3	75.7
15	min	40.8	46.4	49.8	52.6	54.3	54.9	56.2
30	min	21.4	23.8	25.2	26.5	27.2	27.8	28.8
60	min	15.3	16.1	16.5	16.9	17.1	17.3	17.5
120	min	9.34	9.72	9.87	10.0	10.1	10.2	10.3
180	min	6.45	6.63	6.72	6.83	6.87	6.92	6.99
240	min	5.48	5.61	5.69	5.76	5.79	5.84	5.91
300	min	4.77	4.86	4.93	5.00	5.02	5.05	5.08
600	min	2.55	2.61	2.65	2.69	2.71	2.74	2.77
1200	min	1.29	1.34	1.36	1.38	1.39	1.40	1.43

All data on the spec. sheet is an average value:

The tolerance range :  $X < 6\text{min}$  (+15%~-15%),  $6\text{min} \leq X < 10\text{min}$  (+12%~-12%),  $10\text{min} \leq X < 60\text{min}$  (+8%~-8%),  $X \geq 60\text{min}$  (+5%~-5%)

## MK Battery

1631 South Sinclair Street • Anaheim, California 92806

Toll Free: 800-372-9253 • Fax: 714-937-0818 • E-mail: sales@mkbattery.com

