

⚡ Specifications

Nominal Voltage(V)

2V

Nominal Capacity at 20°C (68°F)

10 hour rate	(40A	to	1.80V)	400Ah
5 hour rate	(68A	to	1.70V)	340Ah
1 hour rate	(240A	to	1.60V)	240Ah
1C	(400A	to	1.60V)	200Ah

Weight

Approx. 25.5kg(56.1Lbs.)

Internal Resistance (at 1KHz)

Approx. 0.45 mΩ

Maximum Discharge Current for

5 seconds: 2400A

Charging Methods at 25°C(77°F)

Cycle use:

Charging Voltage 2.33 to 2.36V

Coefficient -5.0mV/°C/cell

Maximum Charging Current : 120A

Standby use:

Float Charging Voltage 2.21 to 2.25V

Coefficient -3.0mV/°C/cell

Operating Temperature Range

Charge -15°C(5°F) to 40°C(104°F)

Discharge -15°C(5°F) to 50°C(122°F)

Storage -15°C(5°F) to 40°C(104°F)

Charge Retention (shelf life) at 20°C(68°F)

1 month	98%
3 month	94%
6 month	85%

Case Material

ABS UL94 HB

Option: Flammability resistance of (UL94 V-0)

Design Life

Expected Trickle Design Life: 12-15 years at 20°C according to Eurobat.

Terminal

F18



⚡ Dimensions

Length (L) 197±3 (7.76±0.12)

Width (W) 170±3 (6.69±0.12)

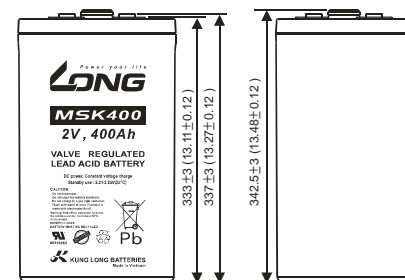
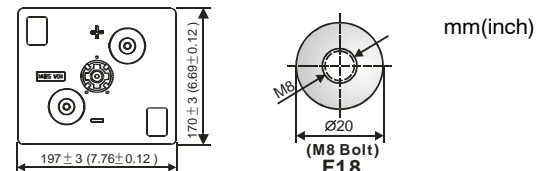
Height (H) 333±3 (13.11±0.12)

Overall Height (HT) 342.5±3 (13.48±0.12)

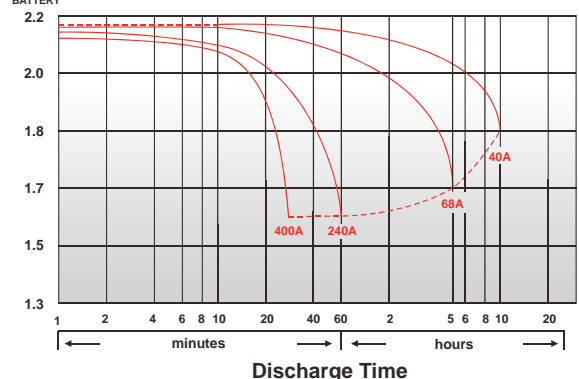
Description of torque value of hard ware for the terminals:

Recommended torque value M8:12 N-m (122kgf-cm)

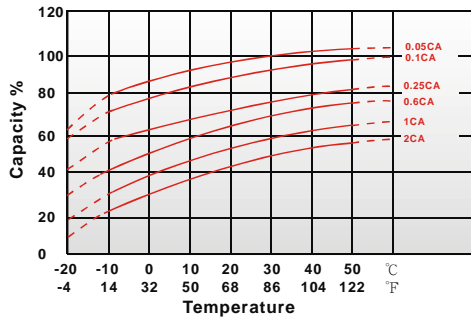
Maximum allowable torque value M8:20 N-m (204kgf-cm)



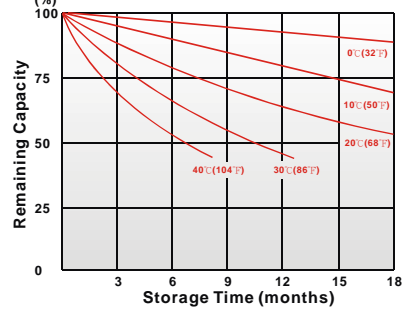
(V) FOR 2V BATTERY Discharge Time VS. Discharge Current (25°C)



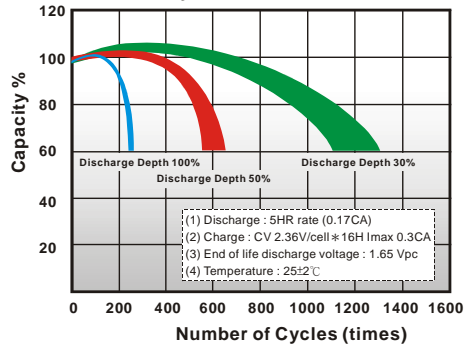
Effect of Temperature on Capacity 25°C (77°F)



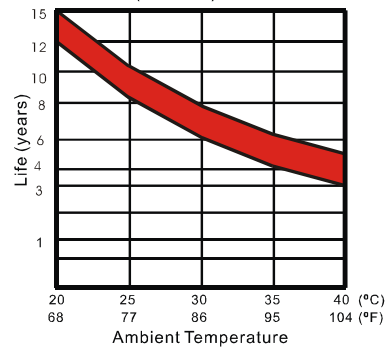
Capacity Retention Characteristic



Cycle Service Life



Trickle (or float) Service Life



- PERFORMANCE DATA

Discharge Rates in Watts to Various End Voltages at 25°C (77°F)

End Voltage		1.85V	1.80V	1.75V	1.70V	1.65V	1.60V
Time							
20	min	614	693	762	826	884	926
30	min	563	635	687	728	765	784
60	min	371	406	432	449	463	472
120	min	242	257	266	275	283	290
180	min	183	194	201	208	214	219
240	min	145	157	163	169	174	178
300	min	128	137	142	146	149	152
360	min	109	116	119	122	125	127
480	min	89.5	95.3	98.1	100	102	103
600	min	77.8	80.9	82.4	83.7	84.8	85.7
1200	min	41.4	43.1	44.2	45.1	45.7	46.1

- Discharge Rates in Amperes to Various End Voltages at 25°C (77°F)

End Voltage		1.85V	1.80V	1.75V	1.70V	1.65V	1.60V
Time							
20	min	338	391	432	470	502	521
30	min	289	331	363	391	412	426
60	min	186	205	219	231	243	252
120	min	119	128	136	143	150	155
180	min	91.5	98.1	103	107	111	114
240	min	71.8	75.9	80.7	84.1	86.8	88.5
300	min	61.6	65.1	68.4	71.5	73.7	75.3
360	min	55.7	58.6	61.2	63.5	65.4	66.7
480	min	44.2	46.5	48.1	49.6	51.0	51.9
600	min	38.3	40.0	41.5	42.6	43.4	43.9
1200	min	20.2	20.9	21.4	21.9	22.3	22.6

All data on the spec. sheet is an average value:

The tolerance range : $X < 6\text{min}$ (+15%~-15%), $6\text{min} \leq X < 60\text{min}$ (+12%~-12%), $10\text{min} \leq X < 60\text{min}$ (+8%~-8%), $X \geq 60\text{min}$ (+5%~-5%)

210121-1K